



Boston Region MPO: Implementing the Bipartisan Infrastructure Law

May 18, 2022

Michelle Scott

Long-Range Transportation Plan Co-Manager

Boston Region Metropolitan Planning Organization

AGENDA

1. MPO Members, Roles, and Activities
2. BIL Impacts on Capital Dollars
3. BIL Influence on MPO Investment Framework
4. BIL Planning Elements
5. Discretionary Grant Programs

MPO Roles and Activities

CREATE FRAMEWORK



Long-Range Transportation Plan

Develop a vision and major investment priorities for multimodal transportation in the region

INVEST



Transportation Improvement Program

Distribute federal funds to construction projects that support the region's transportation vision

STUDY AND PLAN



Unified Planning Work Program

Carry out multimodal transportation planning at a regional scale

CONVENE



Stakeholder and Public Engagement

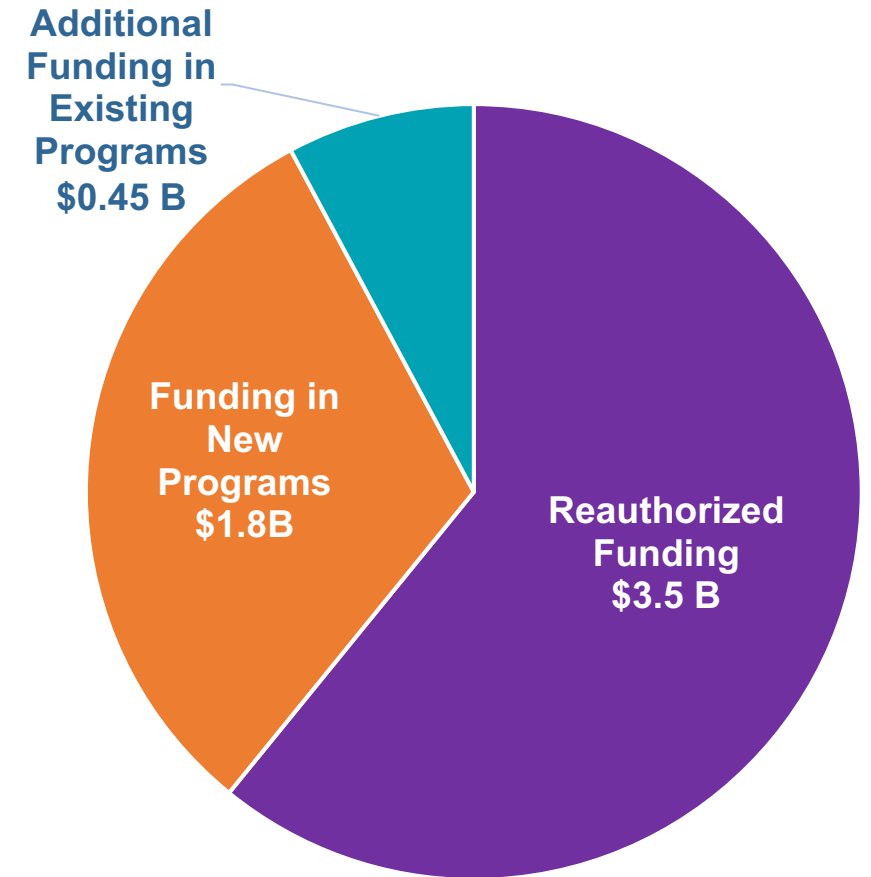
Support a collaborative and transparent public process for transportation planning

AGENDA

1. MPO Members, Roles, and Activities
2. BIL Impacts on Capital Dollars
3. BIL Influence on MPO Investment Framework
4. BIL Planning Elements
5. Discretionary Grant Programs

BIL Highway Formula Funding for Massachusetts

- Massachusetts will see ~\$5.4 billion in highway formula funds during FFYs 2022-26.
- MassDOT retains the majority of formula funding for statewide priorities, but MPOs receive one third.
- The Boston Region MPO is not an implementing agency.
 - Municipalities and other entities must initiate and advance projects.



Highway Formula Funds for Massachusetts (~\$5.4B)

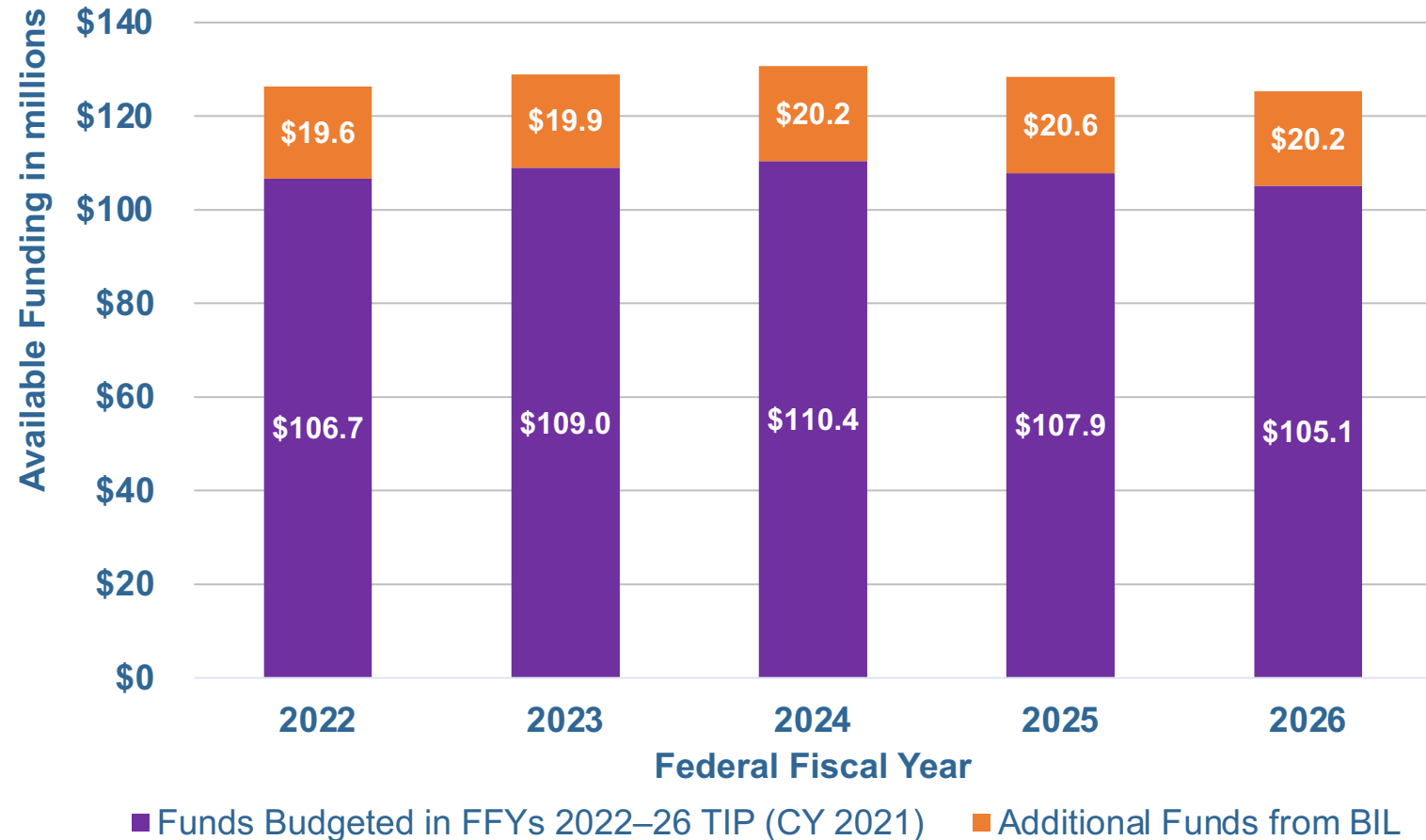
FFY = federal fiscal year.

May 18, 2022

AGENDA

1. MPO Members, Roles, and Activities
2. BIL Impacts on Capital Dollars
3. BIL Influence on MPO Investment Framework
4. BIL Planning Elements
5. Discretionary Grant Programs

MPO Capital Investment Funding Under BIL



Funding amounts include federal dollars and local match from MassDOT.

CY = calendar year. FFY = federal fiscal year. TIP = Transportation Improvement Program.

AGENDA

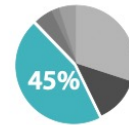
1. MPO Members, Roles, and Activities
2. BIL Impacts on Capital Dollars
- 3. BIL Influence on MPO Investment Framework**
4. BIL Planning Elements
5. Discretionary Grant Programs

Current MPO Investment Framework



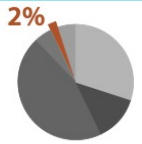
COMPLETE STREETS

- Continuous sidewalks
- Cycle tracks
- Dedicated bus lanes



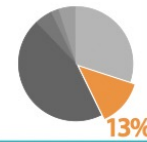
COMMUNITY CONNECTIONS

- First- and last-mile connections
- Wayfinding



INTERSECTION IMPROVEMENTS

- Modernized signals
- Shorter crosswalks



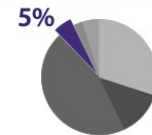
TRANSIT MODERNIZATION

- Transit station improvements
- Climate resiliency



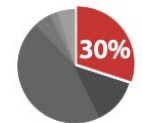
BICYCLE NETWORK AND PEDESTRIAN CONNECTIONS

- Shared-use paths
- Bicycle facilities



MAJOR INFRASTRUCTURE

- New transit lines
- Large-scale Complete Streets projects



AGENDA

- 1. Outline
- 2. MPO Members, Roles, and Activities
- 3. BIL Impacts on Capital Dollars
- 4. BIL Influence on MPO Planning Framework**
- 5. BIL Planning Elements
- 6. Discretionary Grant Programs

Existing Programs: New Opportunities

| Federal Formula Program | Purpose | Examples of New Eligible Projects |
|--|--|--|
| Congestion Mitigation and Air Quality Improvement (CMAQ) Program | Reduce congestion and improve air quality in areas not meeting standards for specific pollutants | <ul style="list-style-type: none">• Shared micromobility• Medium-duty or heavy-duty zero emission vehicles and related charging equipment |
| Surface Transportation Block Grant (STBG) | Address a broad range of multimodal surface transportation capital needs | <ul style="list-style-type: none">• Installation of electric vehicle (EV) charging infrastructure and vehicle-to-grid infrastructure• Capital projects for the construction of a bus rapid transit corridor or dedicated bus lane• Installation and deployment of current and emerging intelligent transportation technologies |

New Programs: New Potential

| New Federal Formula Program | Program Purpose | Examples of Projects |
|---|---|---|
| Carbon Reduction Program | Fund projects designed to reduce carbon dioxide (CO ₂) emissions from on-road highway sources. | <ul style="list-style-type: none">• Bus corridor infrastructure (stations, fare collection, transit signal priority)• Projects supporting travel demand management |
| National Electric Vehicle Infrastructure (NEVI) Program | <ul style="list-style-type: none">• Fund the strategic deployment of electric vehicle (EV) charging infrastructure.• Establish an interconnected network to facilitate data collection, access, and reliability. | <ul style="list-style-type: none">• New charging stations• Upgrades to existing charging stations• On-site distributed energy resources |
| Promoting Resilient Operations for Transformative, Efficient, and Cost-saving Transportation (PROTECT)* Program | Help States improve the resiliency of transportation infrastructure | <ul style="list-style-type: none">• Culverts• Installation of flood gates• Enhancing natural floodwater storage |

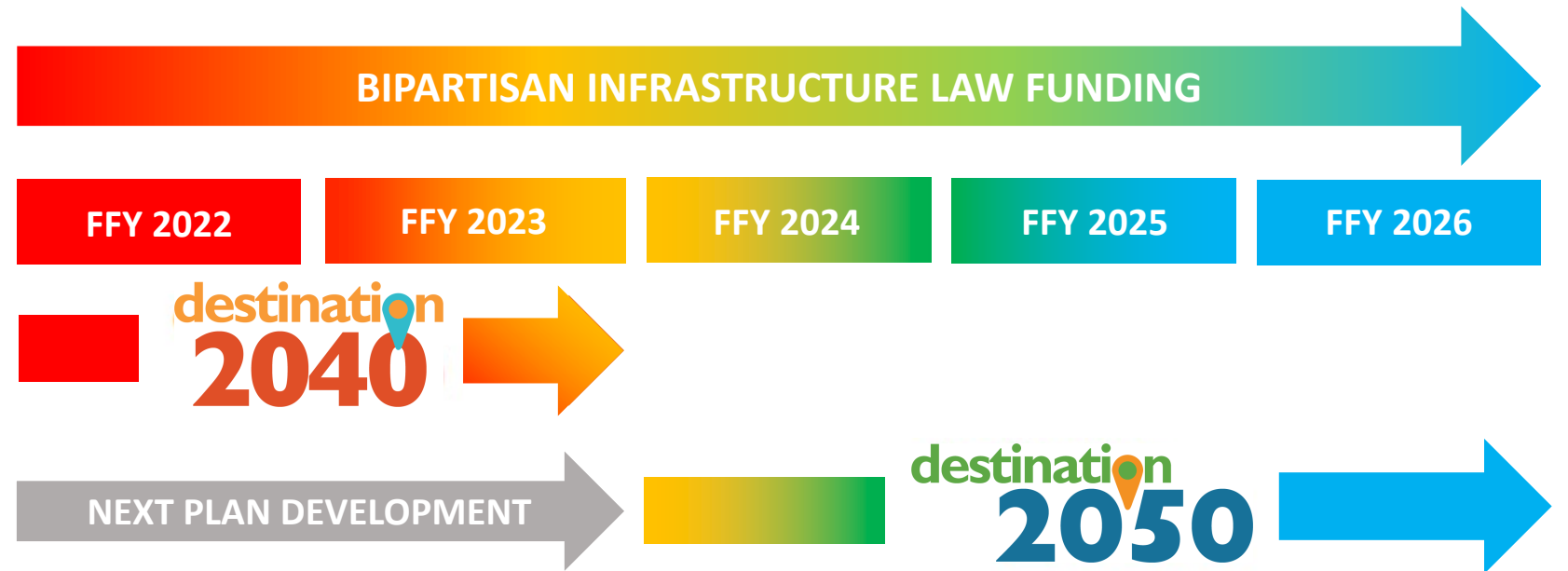
* Detailed program guidance is not yet available.

May 18, 2022

AGENDA

1. MPO Members, Roles, and Activities
2. BIL Impacts on Capital Dollars
- 3. BIL Influence on MPO Planning Framework**
4. BIL Planning Elements
5. Discretionary Grant Programs

Updates to MPO Investment Framework



Visit: bostonmpo.org/destination2050

May 18, 2022

AGENDA

1. MPO Members, Roles, and Activities
2. BIL Impacts on Capital Dollars
3. BIL Influence on MPO Investment Framework
- 4. BIL Planning Elements**
5. Discretionary Grant Programs

BIL Planning Elements

- The Boston region anticipates a ~23% increase in metropolitan planning funds in FFY 2023.
 - These funds support planning activities, research, and technical assistance.
- BIL emphasizes planning that connects transportation to other issue areas, such as housing.
- BIL programs support activities such as:
 - Data acquisition and management
 - Innovative transportation modeling and analysis
- BIL programs include new planning requirements, opportunities, and incentives.

AGENDA

- 1. MPO Members, Roles, and Activities
- 2. BIL Impacts on Capital Dollars
- 3. BIL Influence on MPO Investment Framework
- 4. BIL Planning Elements**
- 5. Discretionary Grant Programs

Planning Element Examples

| BIL Program | Example Planning Elements |
|--|---|
| Carbon Reduction Program (formula) | Requirement: States are required to develop a Carbon Reduction Strategy in consultation with MPOs. |
| Safe Streets and Roads for All Program (discretionary) | Opportunity: Discretionary funding is available for MPOs, local governments, and other entities to develop safety action plans. |
| PROTECT Program (formula, discretionary) | Incentive: If States or MPOs develop resiliency improvement plans and lists of prioritized projects, entities in these locations may have a smaller non-federal share of costs for projects funded through this program. |

BIL Discretionary Grant Programs

| Discretionary Programs | Amount (FFYs 2022-26) | State | MPO | Local Gov't | Tribe | Other |
|--|-----------------------|-------|-----|-------------|-------|-------|
| Bridge Investment Program* | \$12.5B | ✓ | ✓ | ✓ | ✓ | ✓ |
| Nationally Significant Freight and Highway Projects (INFRA) | \$8B | ✓ | ✓ | ✓ | ✓ | ✓ |
| Local and Regional Project Assistance (RAISE) | \$7.5B | ✓ | | ✓ | ✓ | ✓ |
| Safe Streets and Roads for All program (new) | \$6B | | ✓ | ✓ | ✓ | |
| National Infrastructure Project Assistance (MEGA) | \$5B | ✓ | ✓ | ✓ | ✓ | ✓ |
| PROTECT Grants (new)* | \$1.4B | ✓ | ✓ | ✓ | ✓ | ✓ |
| Railroad Crossing Elimination Program | \$3B | ✓ | ✓ | ✓ | ✓ | ✓ |
| National Culvert Removal, Replacement, and Restoration Grant (new) | \$1B | ✓ | | ✓ | | |
| Reconnecting Communities Pilot Program | \$1B | ✓ | ✓ | ✓ | ✓ | |
| Congestion Relief Program | \$250M | ✓ | ✓ | ✓ | | |

Note: This table lists a subset of discretionary grant programs included in the BIL.

* Program has a related formula-funded component.